

Hauke Kirchner

## Getting started with profiling PyTorch - PointNet

Deep Learning with GPU Cores

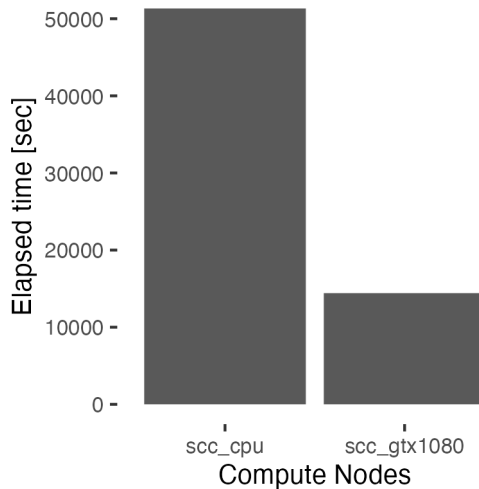
# Table of contents

- 1 PyTorch Profiler: Optimized data loading strategy
- 2 PyTorch Profiler: Performance Recommendation
- 3 DeepSpeed - FlopsProfiler

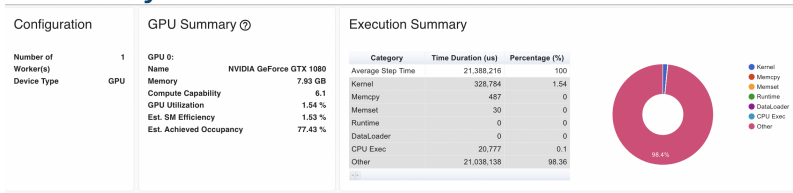
# Training setup

- number of trees for training: 8000 (740 GB)
- number of trees for testing: 2000 (191GB)
- trained for 15 epochs

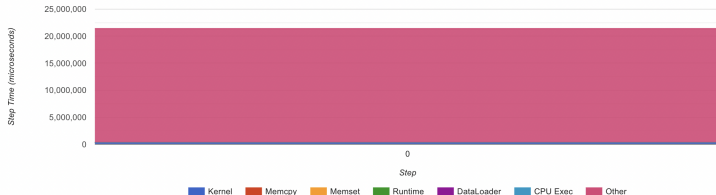
# Long training times for original workflow



# Trying to use the PyTorch Profiler to find the bottleneck



## Step Time Breakdown



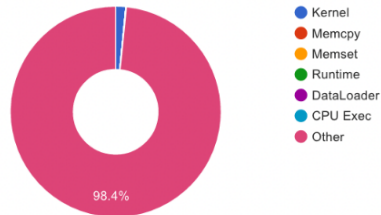
## Performance Recommendation

- GPU 0 has low utilization. You could try to increase batch size to improve. Note: Increasing batch size may affect the speed and stability of model convergence.

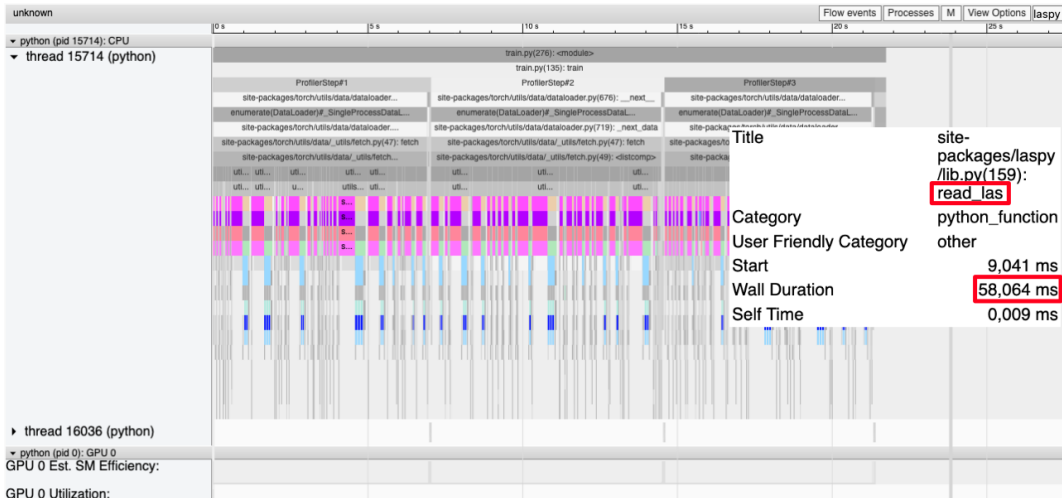
# Trying to use the PyTorch Profiler to find the bottleneck

## Execution Summary

Category	Time Duration (us)	Percentage (%)
Average Step Time	21,388,216	100
Kernel	328,784	1.54
Memcpy	487	0
Memset	30	0
Runtime	0	0
DataLoader	0	0
CPU Exec	20,777	0.1
Other	21,038,138	98.36



# Trace View: Laspy with raw lidar data



# Identification of the bottleneck



- bottleneck
  - ▶ data loading <sup>a</sup> and sampling process
- solution
  - ▶ sample points before training

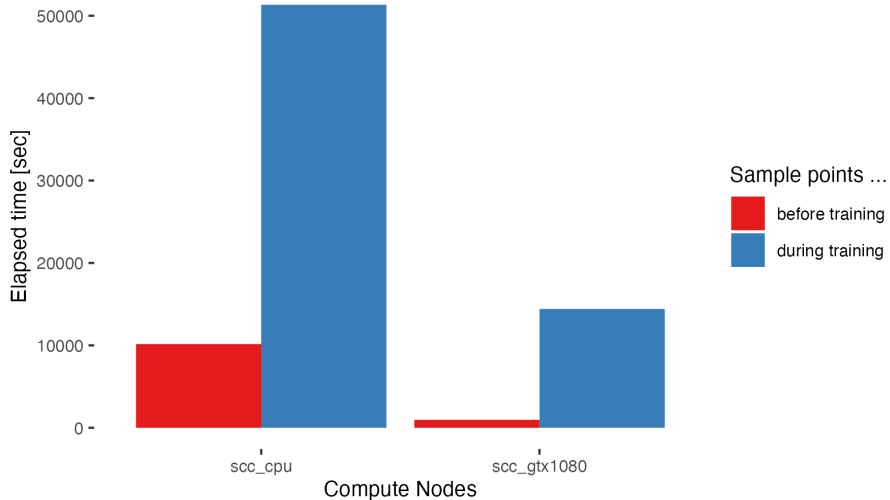
- 
- expert knowledge about the workflow and the profiler required

---

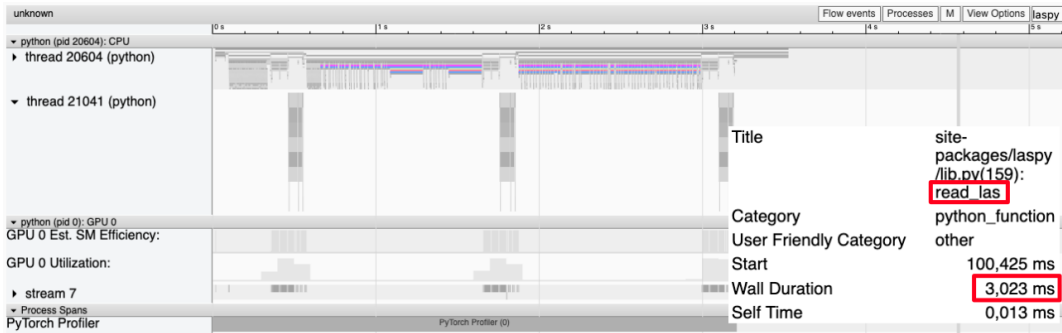
<sup>a</sup> see "Parallel 3D Point Cloud Data analysis with Dask":  
<https://s.gwdg.de/VRZimY>



# Effect of point sampling strategies on walltime



# Trace View: Laspy with presampled lidar data



## Training setup - improved

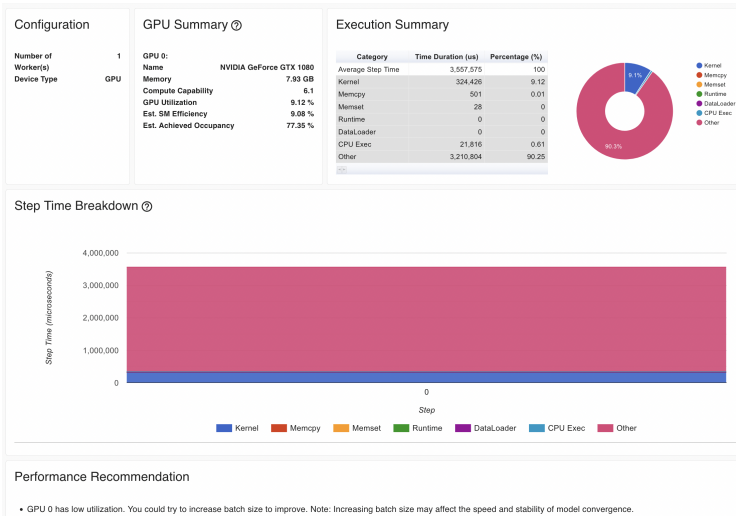
- number of trees for training: 8000 (~~740 GB~~ 434 MB)
- number of trees for testing: 2000 (~~191 GB~~ 109MB)
- trained for 15 epochs

- 
- reduced hardware usage (energy + money savings)
  - more variations of hardware and tools can be tested

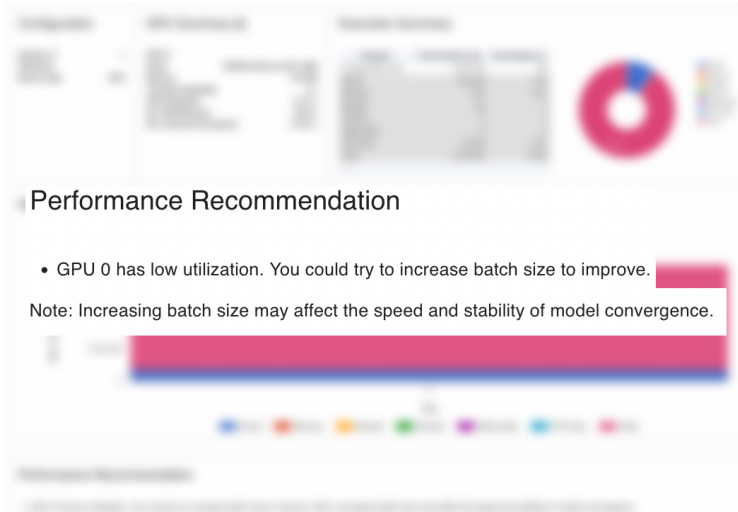
# PyTorch Profiler: Views

- **Overview**
- Operator View
- GPU Kernel View
- **Trace View**
- Memory View
- Module View

# Overview

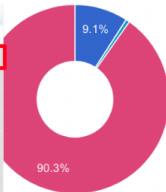


# Performance Recommendation



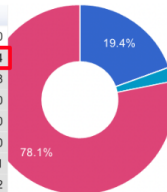
# Effect of increasing the batch size

Category	Time Duration (us)	Percentage (%)
Average Step Time	3,557,575	100
Kernel	324,426	9.12
Memcpy	501	0.01
Memset	28	0
Runtime	0	0
DataLoader	0	0
CPU Exec	21,816	0.61
Other	3,210,804	90.25



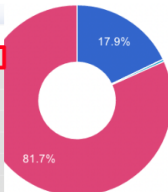
batch size = 32

Category	Time Duration (us)	Percentage (%)
Average Step Time	3,174,628	100
Kernel	617,262	19.44
Memcpy	962	0.03
Memset	26	0
Runtime	0	0
DataLoader	0	0
CPU Exec	76,402	2.41
Other	2,479,976	78.12



batch size = 64

Category	Time Duration (us)	Percentage (%)
Average Step Time	7,375,660	100
Kernel	1,320,494	17.9
Memcpy	1,914	0.03
Memset	27	0
Runtime	0	0
DataLoader	0	0
CPU Exec	27,034	0.37
Other	6,026,191	81.7



batch size = 128

- Kernel
- Memcpy
- Memset
- Runtime
- DataLoader
- CPU Exec
- Other

# Outline

- 1 PyTorch Profiler: Optimized data loading strategy
- 2 PyTorch Profiler: Performance Recommendation
- 3 DeepSpeed - FlopsProfiler**



# Summary

```
1  ----- DeepSpeed Flops Profiler -----
2  Profile Summary at step 5:
3  Notations:
4  data parallel size (dp_size), model parallel size(mp_size),
5  number of parameters (params), number of multiply-accumulate operations(MACs),
6  number of floating-point operations (flops), floating-point operations per second (FLOPS),
7  fwd latency (forward propagation latency), bwd latency (backward propagation latency),
8  step (weights update latency), iter latency (sum of fwd, bwd and step latency)
9
10 params per gpu:                               3.46 M
11 params of model = params per GPU * mp_size:    3.46 M
12 fwd MACs per GPU:                              14.07 GMACs
13 fwd flops per GPU:                             29.04 G
14 fwd flops of model = fwd flops per GPU * mp_size: 29.04 G
15 fwd latency:                                   83.19 ms
16 fwd FLOPS per GPU = fwd flops per GPU / fwd latency: 349.1 GFLOPS
```

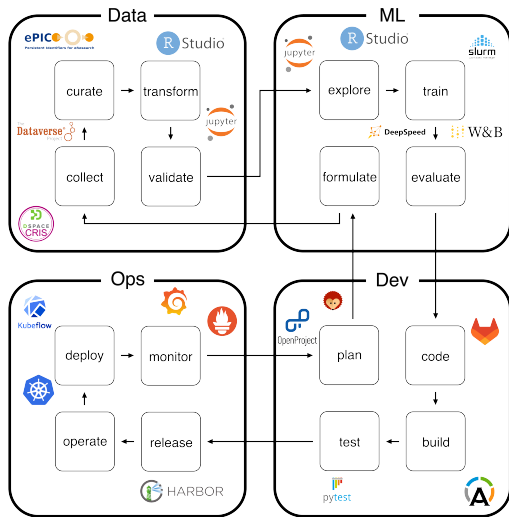
# Aggregated Profile per GPU

```
18 ----- Aggregated Profile per GPU -----
19 Top 1 modules in terms of params, MACs or fwd latency at different model depths:
20 depth 0:
21     params      - {'PointNet': '3.46 M'}
22     MACs        - {'PointNet': '14.07 GMACs'}
23     fwd latency - {'PointNet': '83.19 ms'}
24 depth 1:
25     params      - {'Transform': '2.8 M'}
26     MACs        - {'Transform': '14.05 GMACs'}
27     fwd latency - {'Transform': '82.08 ms'}
28 depth 2:
29     params      - {'Tnet': '2.66 M'}
30     MACs        - {'Tnet': '9.34 GMACs'}
31     fwd latency - {'Tnet': '58.43 ms'}
```

# Detailed Profile per GPU

```
33 ----- Detailed Profile per GPU -----
34 Each module profile is listed after its name in the following order:
35 params, percentage of total params, MACs, percentage of total MACs, fwd latency, percentage of total fwd latency, fwd
   ↪ FLOPS
36
37 Note: 1. A module can have torch.nn.module or torch.nn.functional to compute logits (e.g. CrossEntropyLoss). They are
   ↪ not counted as submodules, thus not to be printed out. However they make up the difference between a parent's MACs
   ↪ (or latency) and the sum of its submodules'.
38 2. Number of floating-point operations is a theoretical estimation, thus FLOPS computed using that could be larger than
   ↪ the maximum system throughput.
39 3. The fwd latency listed in the top module's profile is directly captured at the module forward function in PyTorch,
   ↪ thus it's less than the fwd latency shown above which is captured in DeepSpeed.
40
41 PointNet(
42   3.46 M, 100.00% Params, 14.07 GMACs, 100.00% MACs, 83.19 ms, 100.00% latency, 349.1 GFLOPS,
43   (transform): Transform(
44     2.8 M, 80.94% Params, 14.05 GMACs, 99.85% MACs, 82.08 ms, 98.67% latency, 353.28 GFLOPS,
45     (input_transform): Tnet(
46       803.08 k, 23.19% Params, 4.59 GMACs, 32.63% MACs, 27.06 ms, 32.53% latency, 350.87 GFLOPS,
47       (conv1): Conv1d(256, 0.01% Params, 6.29 MMACs, 0.04% MACs, 313.28 us, 0.38% latency, 46.86 GFLOPS, 3, 64,
         ↪ kernel_size=(1,), stride=(1,))
48       (conv2): Conv1d(8.32 k, 0.24% Params, 268.44 MMACs, 1.91% MACs, 374.32 us, 0.45% latency, 1.45 TFLOPS, 64, 128,
         ↪ kernel_size=(1,), stride=(1,))
```

# Next



## ■ more workshops

- ▶ Performance Analysis of AI and HPC Workloads
- ▶ High Performance Data Analytics
- ▶ Deep Learning Bootcamp: Building and Deploying AI Models

## ■ more projects

- ▶ KISSKI
- ▶ NHR

## ■ more reading

- ▶ report and scripts for the profiling part<sup>a</sup>

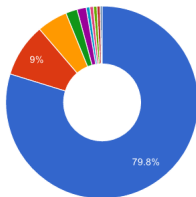
<sup>a</sup> <https://github.com/haukekirchner/scap>

# Appendix

# Operator View

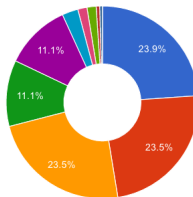
☐ All operators ☒ Top operators to show 10

Host Self Time (us) ?



- aten::copy\_
- aten::zeros
- aten::\_local\_scalar\_dense
- aten::add\_
- aten::sum
- aten::convolution\_backward
- aten::empty
- aten::mul\_
- aten::fill\_
- aten::addmm

Host Total Time (us) ?



- aten::copy\_
- aten::to
- aten::\_to\_copy
- autograd::engine::evaluate\_function: ToCopyBackward0
- ToCopyBackward0
- aten::zeros
- aten::item
- aten::\_local\_scalar\_dense
- aten::add\_
- aten::sum

Group By  
Operator ▼

Search by Name

Name	Calls	Device Self Duration (us)	Device Total Duration (us)	Host Self Duration (us)	Host Total Duration (us)	Tensor Cores Eligible	Tensor Cores Self(%)	Tensor Cores Total(%)	
aten::empty	741	0	0	3786	3786	No	0	0	<a href="#">View CallStack</a>
aten::zero_	234	0	0	970	4205	No	0	0	<a href="#">View CallStack</a>
aten::zeros	12	0	0	57063	57154	No	0	0	<a href="#">View CallStack</a>

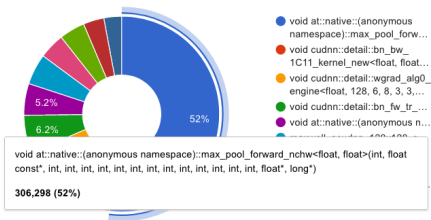
# Operator View

aten::cudnn_convolution	27	0	0	1900	2113	Yes	0	0	<a href="#">View CallStack</a>
Name	Calls	Device Self Duration (us)	Device Total Duration (us)	Host Self Duration (us)	Host Total Duration (us)	Tensor Cores Eligible	Tensor Cores Self(%)	Tensor Cores Total(%)	
aten::cudnn_convolution	18	0	0	1215	1356	Yes	0	0	<a href="#">View call frames</a>
train.py(135): train									
nn.Module: PointNet									
model.py(91): forward									
nn.Module: Transform									
model.py(73): forward									
nn.Module: Tnet									
model.py(42): forward									
nn.Module: Conv1d									
site-packages/torch/nn/modules/conv.py(306): forward									
site-packages/torch/nn/modules/conv.py(298): _conv_forward									
<built-in method conv1d of type object at 0x2aaac7f429a0>									
aten::cudnn_convolution	9	0	0	685	757	Yes	0	0	<a href="#">View call frames</a>

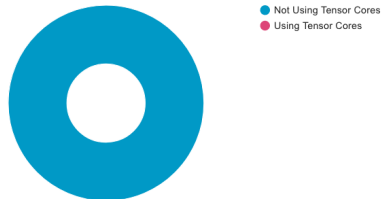
# GPU Kernel View

☐ All kernels ☒ Top kernels to show 10

Total Time (us) ?



Tensor Cores Utilization ?



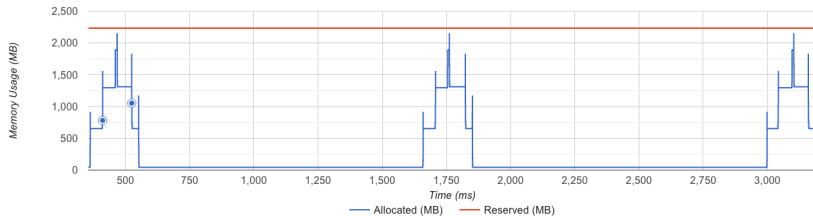
Group By  
Kernel Name

Search by Kernel Name

Name	Tensor Cores Used	Calls	Total Duration (us)	Mean Duration (us)	Max Duration (us)	Min Duration (us)	Mean Blocks Per SM	Mean Est. Achieved Occupancy (%)
void at::native::(anonymous namespace)::max_pool_forward_nchw<float, float>(int, float const*, int, int, int, int, int, int, int, int, int, float*, long*)	No	9	306298	34033	40022	29528	12.8	100
void cudnn::detail::bn_bw_1C11_kernel_new<float, float, float2, 512,								



# Memory View



Search by Name

Min Size(KB)


65536

Max Size(KB)

262144

Operator	Size (KB)	Allocation Time (ms)	Release Time (ms)	Duration (ms)
aten::empty_like (aten::empty)	262144	362.91	363.04	0.13
aten::empty_like (aten::empty)	262144	411.38	411.5	0.13
aten::empty_like (aten::empty)	262144	460.62	467.57	6.94
aten::max_pool2d_with_indices_backward	262144	467.51	467.69	0.18
aten::cudnn_convolution	262144	460.36	467.69	7.33
aten::cudnn_batch_norm_backward (aten::empty)	262144	467.63	468.03	0.4
aten::max_pool2d_with_indices_backward	262144	524.27	524.4	0.13
aten::clamp_min	262144	411.47	524.4	112.93
aten::threshold_backward	262144	524.38	524.5	0.12
aten::cudnn_convolution	262144	411.14	524.5	113.36

# Module View

Module View						
Module Name	Occurences	Operators	Host Total Time	Host Self Time	Device Total Time	Device Self Time
NLLLoss	1	1	148	73	0	0
NLLLoss	1	1	101	45	0	0
NLLLoss	1	1	98	42	0	0
+ PointNet	3	12	302303	420	0	0
 PointNet	3	12	302303	420	0	0
+ PointNet	3	12	302303	420	0	0
Linear	3	3	356	66	0	0
BatchNorm1d	3	6	722	231	0	0
Linear	3	3	342	84	0	0
Dropout	3	3	385	147	0	0
BatchNorm1d	3	6	644	229	0	0
Linear	3	3	338	76	0	0
LogSoftmax	3	3	296	124	0	0
+ Transform	3	24	298343	1827	0	0